



KG1

Pilot Edition

# Connect Plus

Term I

Student's Book



2019-2020

غير مصرح بتداول الكتاب خارج  
وزارة التربية والتعليم الفني

KG1



# Connect Plus

Student's Book

Term 1

Andrea Turner and Nicola Gardner



## Foreword

This is a pivotal time in the history of the Ministry of Education and Technical Education (MOETE) in Egypt. We are embarking on the transformation of Egypt's K-12 education system (Education 2.0) starting in September 2018 with KG1, KG2 and Primary 1, continuing to be rolled out year after year until 2030. We are transforming the way in which students learn, to prepare Egypt's youth to succeed in a future world that we cannot entirely imagine. The rapid technological advancement and disruptions to industries and the workplace requires MOETE to undergo a major configuration of when to learn and what to learn. The foundational skills of literacy, numeracy and digital literacy are the core. Education at a young age also needs to be multidisciplinary to broaden students' horizons, integrating the essential soft skills and competencies such as communication and critical thinking into the school curriculum. There must be joy in learning so that students are motivated to engage in lifelong learning throughout their lives keeping up and staying ahead of changes in the world.

Curriculum is not the end but the beginning of the important process of changing Egypt's education system. MOETE is very proud to present this new series of textbooks, *Connect Plus*, with the accompanying digital learning materials that capture its vision of the transformation journey. This is the result of much consultation, much thought and a lot of work. We have drawn on the best expertise and experience from national and international organizations and education professionals to support us in translating our vision into an innovative national curriculum framework and exciting and inspiring print and digital learning materials.

The MOETE extends its deep appreciation to its own Center for Curriculum and Instructional Materials Development (CCIMD) and specifically, the CCIMD Director and her amazing team. MOETE is also very grateful to the minister's senior advisors for curriculum and early childhood education. Our deep appreciation goes to Discovery Education, Nahdet Masr, Longman Egypt, UNICEF, UNESCO, World Bank Education Experts and UK Education Experts who, collectively, supported the development of Egypt's national curriculum framework. I also thank the Egyptian Faculty of Education professors who participated in reviewing the national curriculum framework. Finally, I thank each and every MOETE administrator in all MOETE sectors as well as the MOETE subject counsellors who participated in the process.

This transformation of Egypt's education system would not have been possible without the significant support of Egypt's current president, His Excellency President Abdel Fattah El-Sisi. Overhauling the education system is part of the president's vision of 'rebuilding the Egyptian citizen' and it is closely coordinated with the Ministries of Higher Education and Scientific Research, Culture, and Youth and Sports. Education 2.0 is only a part in a bigger national effort to propel Egypt to the ranks of developed countries and to ensure a great future to all of its citizens.

## **A Word from the Minister of Education and Technical Education**

It is my great pleasure to celebrate this extraordinary moment in the history of Egypt where we launch a new education system designed to prepare a new Egyptian citizen proud of his Egyptian, Arab and African roots - a new citizen who is innovative, a critical thinker, able to understand and accept differences, competent in knowledge and life skills, able to learn for life and able to compete globally.

Egypt chose to invest in its new generations through building a transformative and modern education system consistent with international quality benchmarks. The new education system is designed to help our children and grandchildren enjoy a better future and to propel Egypt to the ranks of advanced countries in the near future. The transformation of the Egyptian citizen is Egypt's national project for the years to come and it is the only safeguard for a prosperous future.

The fulfillment of the Egyptian dream of transformation is indeed a joint responsibility among all of us; governmental institutions, parents, civil society, private sector and media institutions. Here, I would like to acknowledge the critical role of our beloved teachers who are the role models for our children and who are the cornerstone of the intended transformation.

I ask everyone of us to join hands towards this noble goal of transforming Egypt through education in order to restore Egyptian excellence, leadership and great civilization.

My warmest regards to our children who will begin this journey and my deepest respect and gratitude to our great teachers.

**Dr. Tarek Galal Shawki**  
**Minister of Education and Technical Education**

# Contents

**Hello!** ..... ii

**Who am I?** .....



**Unit 1 This is me!** ..... 2



**Unit 2 In my classroom** ..... 20


**The world around me** .....



**Unit 3 Our animals** ..... 40



**Unit 4 Our world** ..... 58



**The Boys and the Frogs** ..... 76

**Review I** ..... 88

**Cut-outs** ..... 92

# Scope and sequence

Theme	Unit	Vocabulary	Language	Phonics	Life skills	Values	Issues and challenges	Integrated cross-curriculum topics
	Hello!	Adam, Busy Bee, Dina; Hello, Bye	What's your name? I'm (Busy Bee).		Communication: Self-expression	Participation		
Who am I?	1 This is me!	mommy, daddy, brother, sister; eye, ear, mouth, nose, hair, arm, leg, hand, foot; one, two; red, blue, yellow, green, orange, brown	This is my (mommy). I have 2 (ear)s. It's (yellow). I like...	h/H: Hello, hair, Hana, hand  b/B: Bye, blue, Busy Bee, brown	Participation  Respect of diversity  Problem solving	Tolerance and acceptance of others	Non-discrimination issues	Science: The senses; Body parts  Art: Colors; A monster family
	2 In my classroom	pencil, pen, eraser, sharpener, board, chair, table, playground; numbers 1-10; circle, triangle, square, rectangle; teacher, librarian, nurse	This is a (pen). This is an (eraser). How many are there? There are (ten). It's a (circle).	m/M: mouth, Maha, classroom  n/N: nose, nurse, pen, Nour	Communication  Problem solving  Creative thinking	Collaboration  Independence	Loyalty and belonging	Social Science: People who help us Math: Shapes Art: Make a shape picture
The world around me	3 Our animals	rabbit, camel, cat, fish, frog, horse, sheep; land, water; baby, child, teenager, adult; living, non-living; eat, grow, breathe	My favorite animal is the (cat). (Camels) live on land. Living things (eat). Non-living things don't (eat).	p/P: pen, panda, playground, Pyramids  r/R: red, rabbit, sharpener, Reem, playground	Collaboration Critical thinking: Differentiate between similarities and differences	Caring for animals  Curiosity	Environmental responsibility	Science: Stages of life; frogs Art: Make a collage Geography: Land and water
	4 Our world	salad, tomato, cucumber, lettuce, carrot, corn; cloud, rain, puddle, sea, river; gray, black, white; summer, winter	It's good/bad for you. Let's wash our (hands). I like / don't like (rain).	d/D: daddy, duck, hand, salad, Dina  s/S: sister, sun, salad, Seleem	Self-management	Independence  Curiosity	Environmental responsibility  Preventative health	Science: Healthy food; Is it water? Art: Make a food wheel

Story: The Boys and the Frogs

Review 1

Revision of language from units 1-4

# Hello!



1 Listen, look and point

I'm Dina.



I'm Busy Bee.



I'm Adam.



Go to Activity  
Book pages ii-iii





2 Draw and write

A large rectangular area with a decorative scalloped border, intended for drawing and writing.

I'm \_\_\_\_\_ .



3 Say

Hello, I'm Reem.



Go to Activity  
Book pages iv-v



# Theme 1



# Who am I?



# This is me!



Look, listen and find



Go to Activity  
Book page 2



1 Listen, look and say



2 Read and match

mommy

brother

daddy

sister



**Vocabulary:** brother, daddy, mommy, sister



Go to Activity Book page 3

# Who is this?



1 Listen, read and circle

1



This is my **mommy**.

I'm Malak.



2



This is my **daddy**.

3



This is my **brother**.

4



This is my **sister**.



# What is this?



1 Listen, then read



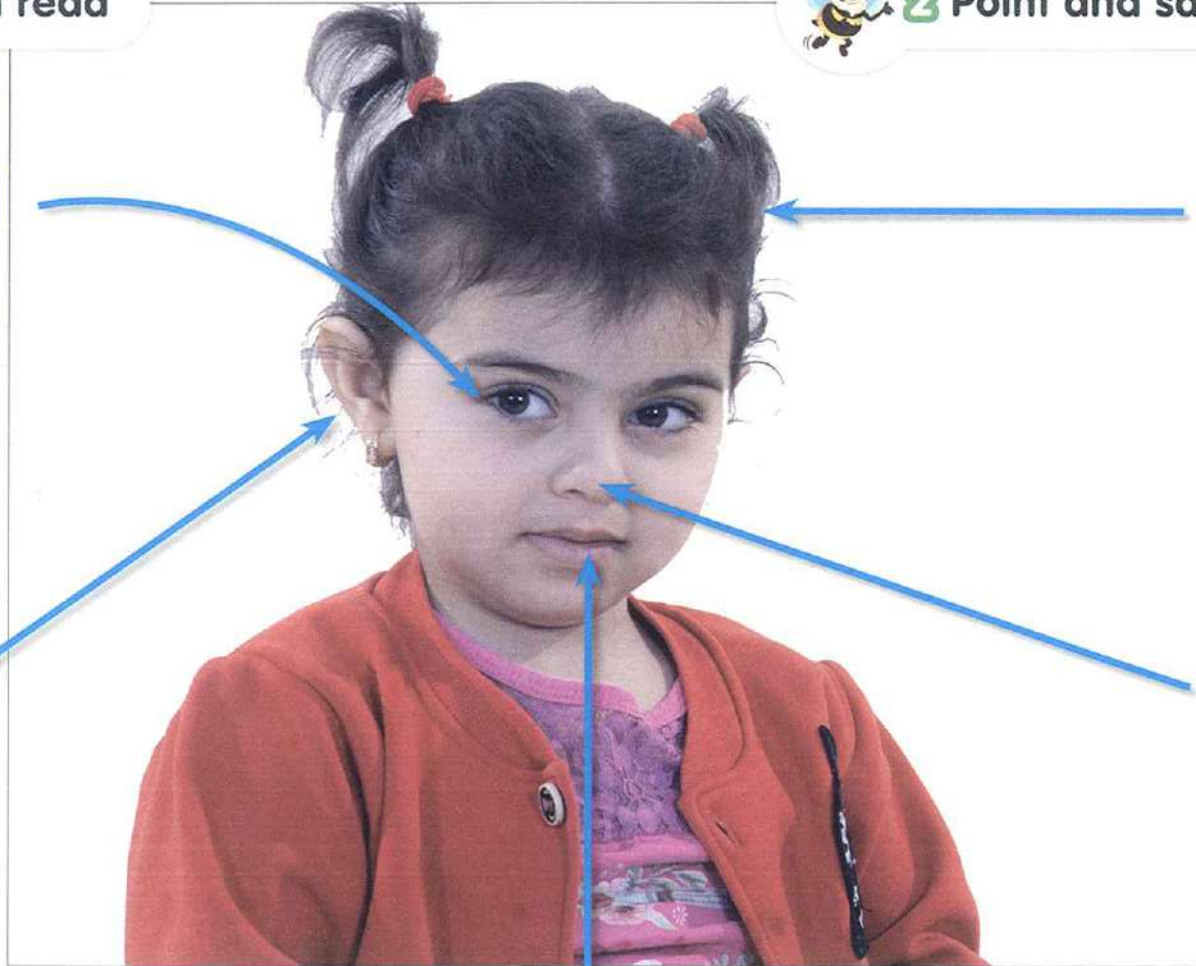
2 Point and say

1 This is my eye.

3 This is my hair.

2 This is my ear.


4 This is my nose.


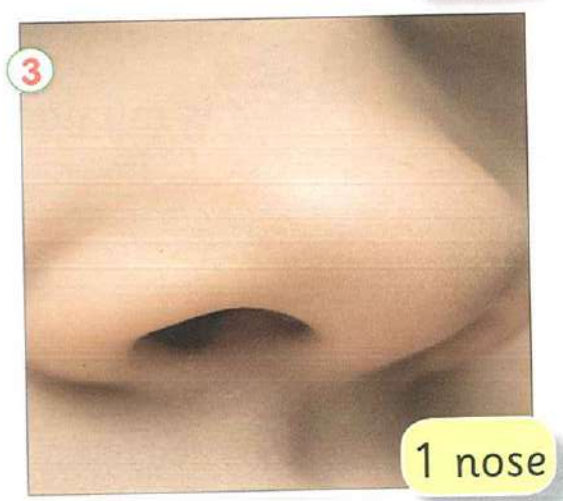
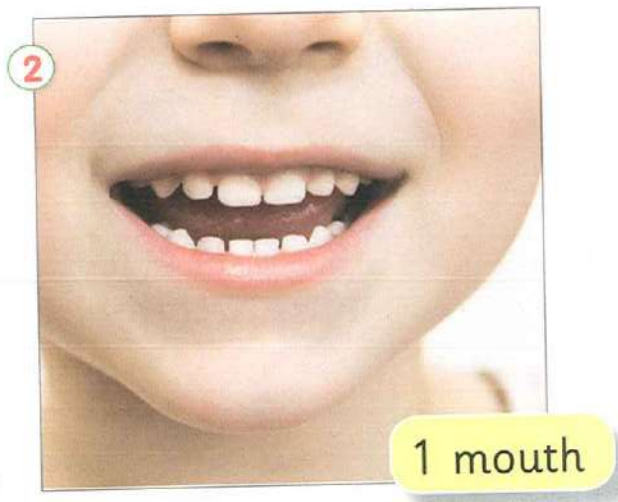


5 This is my mouth.



# 1 or 2?

 1 Look and say



 2 Point and say



 Go to Activity Book page



1 Listen, point and say



arm


hand

leg

foot



2 Look and complete



3 Sing and do



Go to Activity Book page 7





1 Listen and read



I have **blue** eyes.



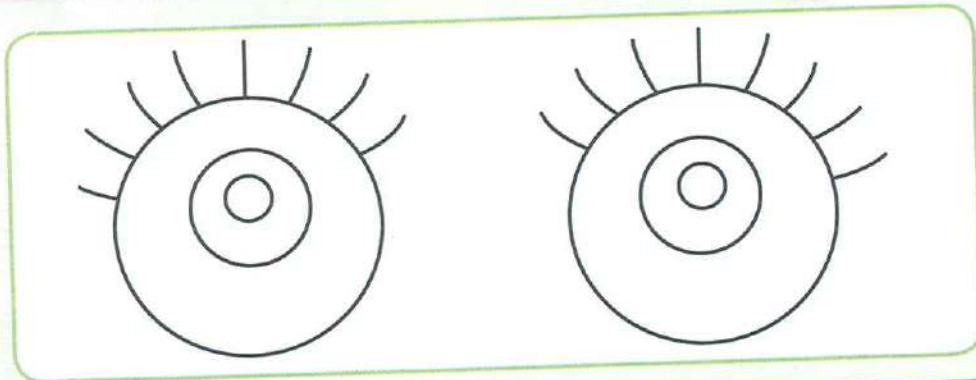
I have **brown** eyes.



I have **green** eyes.



2 Color and say



Language: I have (black) eyes.



3 Look and say

We are all beautiful.



Life skills: Respect for diversity






Go to Activity  
Book page 8

# My senses


 **1** Look, read and circle



**1**



   
nose mouth

**2**




   
hand eyes



**3**



   
ears mouth

**4**



   
ears mouth

**5**



   
mouth hand

 **2** Now say

**Language:** I smell with my nose.

 **Go to Activity Book page 9**



b B h H

# Learn sounds with Busy Bee!



1 Listen and repeat



2 Look and find b, h, B and H


b B



Bye!



Busy Bee



blue



brown

h H



Hello!



Hana



hair



hand



a b c d e f g h i j k l m n o p q r s t u v w x y z

Phonics: the b and h sounds



Go to Activity Book page 10



# bBhH Learn to write with Busy Bee!



1 Trace and copy

Tracing practice for lowercase 'b' and uppercase 'B' on a four-line grid. The first row shows 'b' with stroke order arrows (1: down, 2: counter-clockwise curve) and dotted versions for tracing. The second row shows 'B' with stroke order arrows (1: down, 2: top curve, 3: bottom curve) and dotted versions for tracing.

Tracing practice for lowercase 'h' and uppercase 'H' on a four-line grid. The first row shows 'h' with stroke order arrows (1: down, 2: counter-clockwise curve) and dotted versions for tracing. The second row shows 'H' with stroke order arrows (1: down, 2: right, 3: down) and dotted versions for tracing.



2 Look and complete

Word completion activity. Each word is on a four-line grid with a missing letter. Above each word is a corresponding illustration: a bee, a hand, a blue blob, and a boy.

usy    ee    and    lue    ello



ABCDEFGHIJKLMNOPQRSTUVWXYZ



Go to Activity Book page 11

# What color is it?



1 Listen and say



red



blue



yellow



green



orange



brown



2 Match and say

1



It's red.

2



3



4



5



6



yellow

blue

red

green



brown

orange

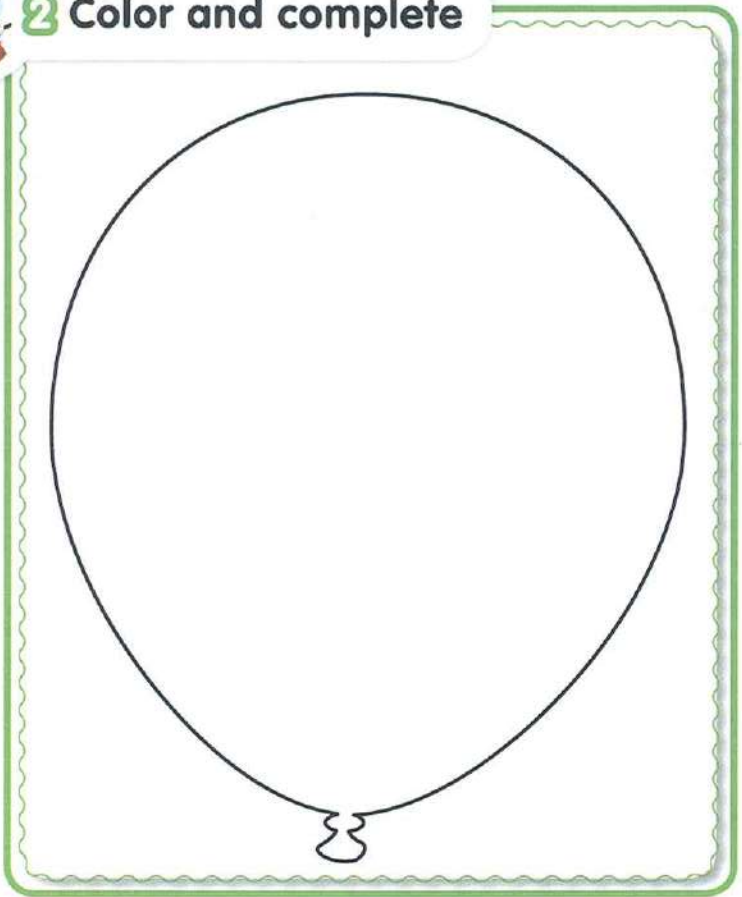


# I like green

 1 Listen, read and color



 2 Color and complete



I like .....


 Go to Activity Book page 13

# A new color



1 Listen, read and point

1



**Adam:** This is my balloon. It's for Mommy.

**Dina:** And this is my balloon. It's for Daddy.

2




**Adam:** My balloon is yellow. I like yellow.

**Dina:** I like my balloon, too. It's red.



3



**Adam:** Oh no! The yellow paint!  
**Dina:** Oh no! The red paint!

What color is the paint?



**Think!**



What color do red and yellow make?

4



**Dina:** This is for you Daddy.

**Adam:** This is for you Mommy.

**Daddy:** I like my balloon. It's orange.

**Mommy:** I like my balloon. It's orange, too!



**We can mix colors!**



Go to Activity  
Book pages 14-15

# A colorful family



1 Make a funny family



2 Look and say

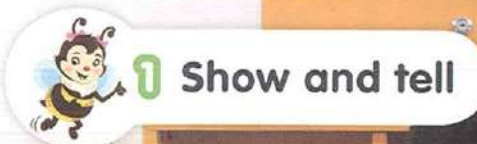


Project: Make a colorful family Mommy is blue.



Go to Activity Book page 16

# Show and tell



Language: This is my (family).

## Unit review Unit 1



### 2 Look and color

#### Vocabulary



#### Science



#### Phonics hH bB



#### Problem-solving



#### Project






Go to Activity Book page 17

Unit  
**2**

# In my classroom



**Listen and find**



**Go to Activity Book page 18**



1 Listen, look and say



2 Read and match

1



2



3




4



5



6



pen

pencil

table

board

eraser

sharpener

**Vocabulary:** board, eraser, pen, pencil, sharpener, table



Go to Activity Book page 19

# This is a pencil



1 Listen and read

This is a pen.



This is an eraser.



2 Point and say

Reading and speaking: This is a pen.



Go to Activity Book page 20

# I can count



1 Listen and say



one



two



three



four



five



six



seven



eight



nine



ten



2 Read and count


Vocabulary: Numbers 1 to 10




Go to Activity  
Book page 21




# How many chairs are there?

 1 Read and circle the correct answer

 2 Look at your table. Ask and answer

①   
There is / are four pens.

②   
There is / are one eraser.

③   
There is / are three pencils.

④   
There is / are one sharpener.



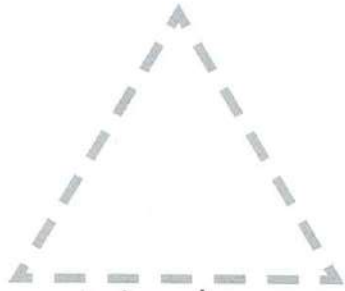
Language: There is... There are...

 Go to Activity Book page 2

# Learn shapes with Busy Bee!



1 Listen and say




triangle



square



rectangle




circle



2 Trace and color




3 Look, listen and read



A **square** has four equal sides.



A **rectangle** has two short sides and two long sides.



A **triangle** has three sides.



A **circle** is round.




Go to Activity Book page 23



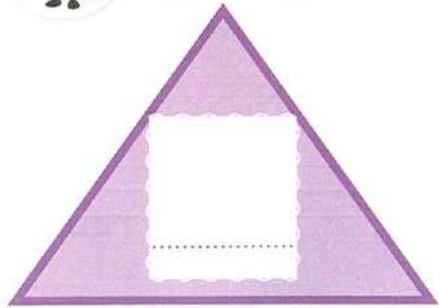
# Learn to count with Busy Bee!



1 Look and count



2 Write the number




Connect with Math: Identifying and counting shapes



Go to Activity Book page 24




1 Draw and color the things in your classroom



This is my pencil sharpener.  
It's green. It's a circle.



2 Point and say



Go to Activity  
Book page 25



**mM nN**

# Learn sounds with Busy Bee!




1 Listen and repeat



2 Look and circle **m**, **n**, **M** and **N**

**mM**



mouth

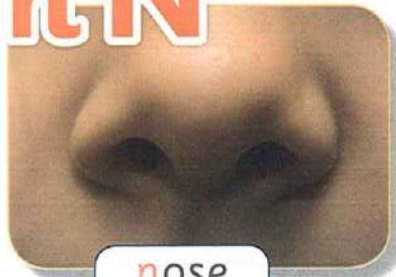


classroom **m**



**M**aha

**nN**



nose



**n**urse



**N**our



**p**en



abcdefghijklmnopqrstuvwxyz **m n** opqrstuvwxyz

Phonics: the **m** and **n** sounds



Go to Activity Book page 26



# mM nN Learn to write with Busy Bee!



1 Trace and copy

m m M M

n n N N



2 Look and complete



urse



pe



aha



our



ABCDEFGHIJKLMNOPQRSTUVWXYZ



Go to Activity Book page 27

# People who help us

 **1** Listen, read and point



My **teacher** helps me write.



A **librarian** helps me find books.



A **nurse** helps me feel better.

 **2** Sing

**Social Studies:** People who help us at school.

 **Go to Activity Book page 28**



1 Look, listen and write the number



2 Now say



**Language:** *My friend helps me with my sharpener.*

**Values:** Cooperation and empathy



**Go to Activity Book page 29**



# Dina gets ready for school!



1 Listen, read and point

Think!



Where are Adam and Dina?

1



**Dina:** Adam, can you help me get ready for school tomorrow?

**Adam:** Yes, of course!

2



**Dina:** I want an eraser, a sharpener, some pens and some pencils.

**Adam:** Which eraser do you want?

**Dina:** The yellow eraser. It's a triangle.



**Adam:** Which sharpener do you want?

**Dina:** The green, square sharpener.



**Adam:** Which pencils do you want?

**Dina:** I want two yellow pencils, please.



**Adam:** Which pens do you want?  
**Dina:** I want one pen - my blue pen.



**Adam:** I can't see your blue pen.

Can you help? Can you see Dina's blue pen?



**Think!** What can the children do now?

**Life skills:** Problem-solving

7



We can help each other!

**Dina:** Look!

**Adam:** Here it is!

**Dina:** Thank you, Adam! Thank you, Busy Bee!

 Go to Activity  
Book pages 30-31



# A shape picture



1 Make a shape picture



2 Look and say



**Project:** A shape picture *It's a car. It's a red rectangle.*



Go to Activity Book page 32

# Show and tell



1 Show and tell



Language: It's a (mouse). It's a green circle.

Unit review **Unit 2**



2 Look and color

Vocabulary



Phonics **m M n N**



Values



Problem-solving



Project



Go to Activity Book page 33

# Theme 2



# The world around me






# Our animals



Look, listen and find



Go to Activity  
Book page 38



1 Look, listen and say



2 Read and match

1



2




3



4



5



6



7



rabbit

cat

sheep

horse

camel

frog

fish

**Vocabulary:** camel, cat, fish, frog, horse, rabbit, sheep




Go to Activity Book page 39

# Where do camels live?



1 Listen and read



Camels live on land.



Fish live in water.



2 Listen and sing

**Language:** Camels live on land.

# Land and water




1 Cut, color and stick



land



2 Look and say



water



Go to page 93

Language: *Fish live in water.*



Go to Activity  
Book page 41

# The living world



1 Listen and read

1



Living things **eat**.

2



Living things **grow**.




3



Living things **breathe**.



2 Look and circle the living things



Vocabulary: living, eat, breathe, grow



Go to Activity Book page 4



# 1 Look and match

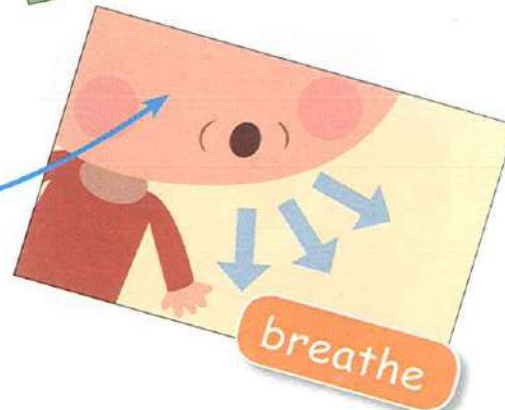
## Living things



## Non-living things



# 2 Now say



## Language use


## Unit 3


Language: Living things eat. Non-living things don't eat.





Go to Activity Book page 43

# What is your favorite animal?

 Listen. Then point and say



My favorite animal is the panda.



Listening and speaking: My favorite animal is the (panda).

 Go to Activity Book page 4


# This is Mango!



1 Listen then read



Mango is my cat.



She eats.



She grows.



I love Mango!



2 Listen and sing

Values: Looking after animals



Go to Activity  
Book page 45





# pP rR Learn sounds with Busy Bee!



1 Listen and repeat



pen




panda



Pyramids



playground



red



rabbit



Reem



sharpener



abcdefghijklmnopqrstuvwxyz





# pP rR Learn to write with Busy Bee!



## 1 Trace and copy



## 2 Look and complete



anda



eem



yramids



abbit



ABCDEFGHIJKLMNOPQRSTUVWXYZ

Handwriting: p, r, P and R



Go to Activity Book page 47

# Growing up



1 Listen and number



baby



adult



2 Read and say



child



teenage

Connect with Science: Stages of life




Go to Activity Book page



1 Look, listen and point

1



eggs

2



3



baby frog

4



adult frog



2 Now say

Connect with Science: Frogs



Go to Activity Book page 49



**Mommy:** The baby frog is a living thing.

**Dina:** Does it grow?



**Mommy:** Yes, it grows to be an adult frog.

5



Dina: How can we help the baby frog?

What do frogs need?





**Adam:** Frogs need water. They need food.

**Dina:** There is water. There is food.

**Mommy:** Yes, the frogs are growing.



**We are  
kind to  
animals!**



Go to Activity  
Book pages 50-51


# Make a collage



1 Make a collage of land and water animals



2 Look and say



Go to page 95

Project: A collage *It's a sheep. It lives on land.*



Go to Activity Book page 5



# Show and tell



1 Show and tell



Language: My favorite animal is the (panda).

Unit review **Unit 3**



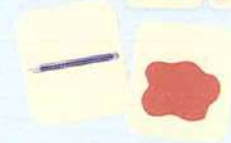
2 Look and color

Vocabulary



Phonics

PP rR



Values



Science



Project



Go to Activity Book page 53

# Our world



1 Listen and find



Go to Activity Book page




1 Listen, look and say



2 Read and number

1



2



3




4



5



6



1

carrot

cucumber

lettuce

salad

corn

tomato

**Vocabulary:** carrot, corn, cucumber, lettuce, salad, tomato



Go to Activity Book page 55

# Healthy or unhealthy?



1 Look and draw 😊 or ☹️

1



It's healthy / unhealthy.



2 Read and circle

2



It is healthy / unhealthy.

3



It's healthy / unhealthy.

4



It is healthy / unhealthy.

5



It's healthy / unhealthy.

6



It is healthy / unhealthy.



3 Point and say



Go to Activity Book page

# Let's wash our hands!



1 Listen and point



2 Now say

Let's wash our hands



before

1



we eat.

2



we touch a baby.

after

1



we use the bathroom.

2



we touch animals.

3



we cough.



3 Listen and sing


Issues: Preventative health



Go to Activity Book page 57

# Is it water?


 1 Listen and number




cloud




rain






puddle



sea

 2 Think, color and say





Connect with Science: Water

 Go to Activity Book page 5

# Sun and rain



Look, listen and say



The sun and rain are good for (corn).

Go to Activity Book page 59

# Living or Non-living?



1 Look and put a (L) (Living) or a (N) (Non-living)

1 N




2



3



4



5



6



2 Point and say

Issues: Environmental responsibility



Go to Activity Book page 6



# Sorting



1 Look and match




2 Look and say

Colors

Animals

Food



Go to Activity Book page 61



dD sS

## Learn sounds with Busy Bee!



1 Listen and repeat

dD



daddy



duck



2 Look and circle d, s, D and S



Dina



hand

sS



sister



sun



salad



Seleem





# dD sS Learn to write with Busy Bee!




1 Trace and copy

Tracing practice for lowercase 'd' and uppercase 'D' on a four-line grid. The first row shows a dotted 'd' with stroke order arrows (1: counter-clockwise curve, 2: vertical line down), followed by a dotted 'd' with a starting dot, and a blank space with a starting dot. The second row shows a dotted 'D' with stroke order arrows (1: vertical line down, 2: counter-clockwise curve), followed by a dotted 'D' with a starting dot, and a blank space with a starting dot.


Tracing practice for lowercase 's' and uppercase 'S' on a four-line grid. The first row shows a dotted 's' with stroke order arrows (1: counter-clockwise curve), followed by a dotted 's' with a starting dot, and a blank space with a starting dot. The second row shows a dotted 'S' with stroke order arrows (1: counter-clockwise curve), followed by a dotted 'S' with a starting dot, and a blank space with a starting dot.



2 Look and complete



\_un



\_ala\_



\_ina



ABC **D** EFGHIJKLMNOPQR **S** TUVWXYZ



Go to Activity Book page 63

# What color is it?


Connect with Art

Unit 4



1 Listen, look and color

1 2 3 4 5 6 7 8 9



2 Point and say



It's a duck.  
It's brown.

Connect with Art: Colors



Go to Activity  
Book page 6



1 Listen and say



1 It's winter.




2 Say the colors



2 It's summer.



3 Draw and circle



I like winter / summer.



Go to Activity  
Book page 65

# Let's help



1 Listen, read and point



**Dina:** Let's help Mommy and Daddy.

**Adam:** Yes!



**Mommy:** We have corn, carrots and lettuce.

**Daddy:** We need two tomatoes and one cucumber.

**Adam and Dina:** OK!



**Adam:** Two red tomatoes.

**Dina:** I like tomatoes.

**Dina:** One green cucumber.

**Adam:** I like tomatoes and cucumbers.



**Mommy:** Adam, Dina, let's eat!  
**Adam and Dina:** Mmm, salad!  
**Daddy:** Adam, Dina, no!

What do Adam and Dina need to do?



What do we do before we eat?





**Dina:** Let's wash our hands.

**Adam:** Yes, let's wash our hands before we eat.



**Wash your hands before you eat!**

**Preventative health:** Personal hygiene



**Go to Activity Book pages 66-67**

# A food wheel



1 Make a food wheel



2 Look and say



**Project:** A food wheel

It's (watermelon). It's healthy.



Go to Activity  
Book page 68

# Show and tell



1 Show and tell



**Language:** This is watermelon. It's healthy.

Unit review **Unit 4**



2 Look and color

Vocabulary



Issues



Phonics **dD sS**



Problem-solving




Project




Go to Activity Book page 69

# The Boys and the Frogs




**By Nicola Gardner**


**Illustrated by: Iole Rosa**




This is Seleem. This is Mazen.




Let's play!



Look! It's a pond!




I can see water. I can see flowers.




We are happy frogs.



We like our pond.




This is fun!




We are sad frogs.







We like this game!




Stop!



My friend is hurt!



Sorry, frogs!



We are friends.


# Picture dictionary



Look and read




play



pond



happy



sad




hurt



Read and circle



Seleem and Mazen can see frogs/flowers.



The frogs like the pond/park.









Seleem and Mazen are brothers/friends.



The frog is happy/sad.



Cut and stick



 Go to page 97



Read and draw

# The Boys and the Frogs

I liked: 😊


I didn't like: ☹️



Read and find

Who am I?

Author



.....

Illustrator



.....

Go to page 76




# Review 1

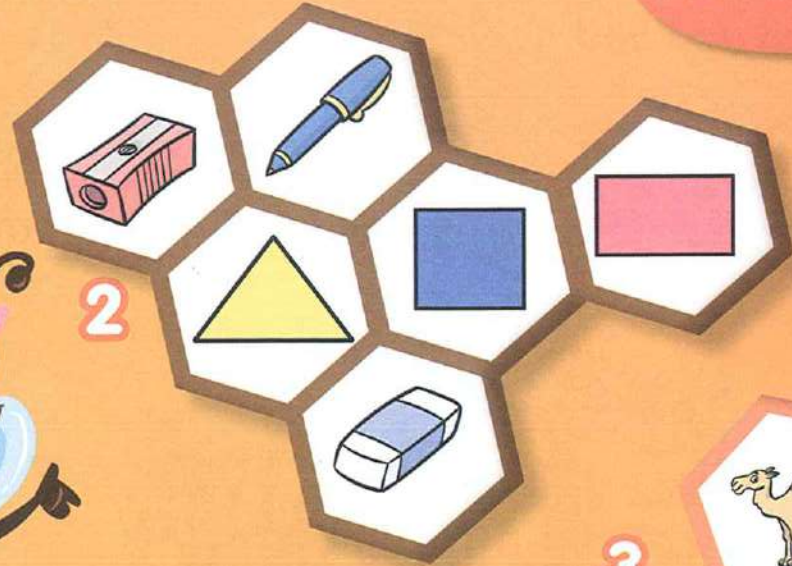


1 Listen and find

1




2



3



4



Revision of vocabulary from units 1-4



Go to Activity Book page 70





**1** Read and circle



**2** Draw and say

**1** My family

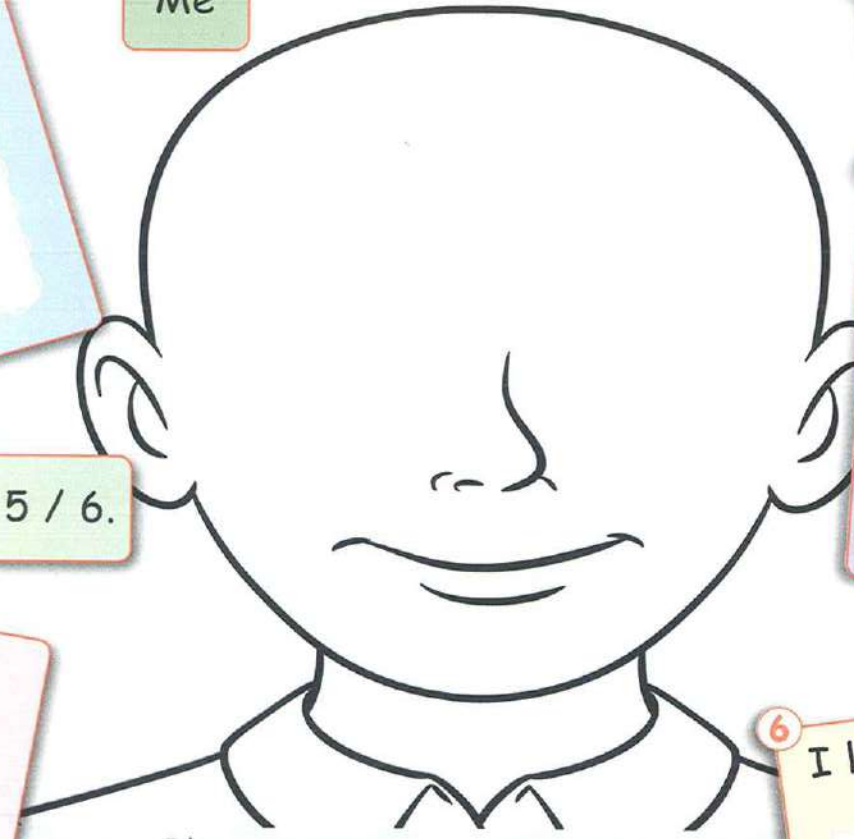
Me

**2** I'm a baby / child / adult.

**3** I'm 4 / 5 / 6.

**4** My favorite animal

**5** My favorite color



I'm \_\_\_\_\_

**6** I like

Revision of language from units 1-4



Go to Activity Book page 71



1 Match and trace



2 Point and say

h b m n r d s

p

M H B R N P S D



Revision of sounds from units 1-4



Go to Activity Book page 72



**1** Listen and point

**1**



**2**



**3**



**4**

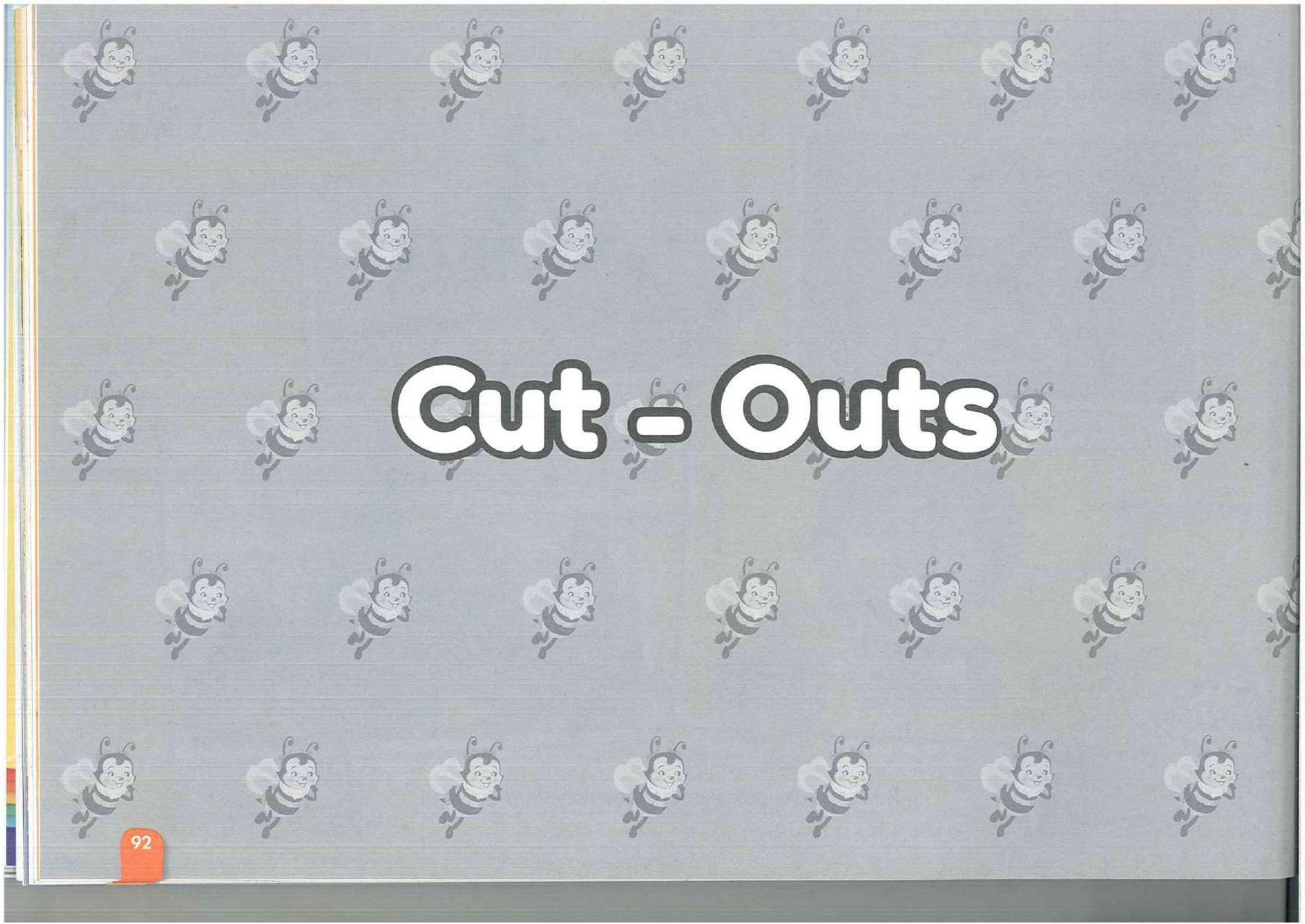


**2** Say

Revision of language and vocabulary from units 1–4






Go to Activity  
Book page 73







# Cut - Outs

# Land and water







Unit  
**3** Make a collage







# The Boys and the Frogs





**Egyptian International Publishing Company – Longman**



10a Hussein Wassef Street  
Messaha Square  
Dokki  
Giza  
Arab Republic of Egypt

Copyright © 2018 held jointly by special agreement between the Egyptian Ministry of Education and Technical Education and the Egyptian International Publishing Company - Longman



York Press Ltd.  
322 Old Brompton Road  
London SW5 9JH  
England

**Pearson Education Limited**  
Edinburgh Gate  
Harlow  
Essex CM20 2JE  
England  
and Associated Companies throughout the world

First Published 2019  
This impression 2019  
ISBN: 978-977-16-1537-8  
Deposit: 14455/2019

Printed by **AL-Ashraaf printing house**

The publisher is grateful for permission from York Press for granting right to the Super Rory Readers use in the Connect Plus series.

All rights reserved; no part of this publication may be reproduced, stored in a retrieval system or transmitted in any form or by any means, electronic, mechanical, photocopying, recording or otherwise, without the prior written permission of the copyright holders.

**Acknowledgements**

Photographs sourced by the Egyptian Publishing Company – Longman and York Press  
The Publishers are grateful to all those who have given permission to reproduce copyright material.

istockphoto/ karandaev for p9 headphones / anna1311 for p12 nut / Nanette Grebe for p19 and p66 hand / Sky\_Blue for p21 and p37 pen / boris yankov for p21 and p37 pencil / subjug for p21, p24 and p37 eraser / urfinguss for p21 and p37 board / s-cphoto for p27 pen / IvancoVlad for p27 pencil / RidoFranz for p28 classroom/ kokoroyuki for p28 pen / skynesher for p31 daddy / Weekend Images Inc. for p35 / GlobalP for p41 and p57 sheep, and p41 and p57 rabbit / Blubberies for p41 and p57 frog / Eriklam for p41 and p57 cat / Mirek Kijewski for p41 and p57 fish / purple\_queue for p41 and p57 horse / andresr for p55 and p57 children with horse / t\_kimura for p60 chocolate / smuay for p90 pencil; Shutterstock/ Massimo Corra for p6 eyes / stopabox for p6 mouth / BERNATSKAYA OXANA for p6 and p90 nose / Anatoliy Karlyuk for p6 and p91 ears / Kozlovskaya Ksenia for p7 / Erica Cross for p8 blue eyes / Gregory Dean for p8 green eyes and bottom left / Tiger Images for p9 rose / gmstockstudio for p9 TV / Tom K Photo for p9 fruit / Ermolaev Alexander for p9 cat / Zdenek Fiamoli for p10 Hana / SergiyN for p10 hair / Nenov Brothers Images for p12 tomato / Maks Narodenko for p12 leaf / Ines Behrens-Kunkel for p12 orange / Elenamiv for p12 sky / Pineapple studio for p12 lemon / kitchanaphat for p21, p37 and p48 sharpener / Africa Studio for p21 and p37 table / og-photo for p27 table / studiovin for p27 board / Kimree for p28 and p37 mouth / BERNATSKII IURII for p28 and p37 nose / stockyimages for p28 nurse / Palmer Kane LLC for p28 Nour / giedre vaitekune for p30 background / wavebreakmedia for p31 teacher / ZouZou for p31 friend / Anan Kaewkhummil for p41 and p57 camel / Vinnikava Viktorvia for p42 camels / StudioSmart for p42 fish / Egyptian Studio for p43 land / Dudarev Mikhail for p43 water / Ermolaev Alexander for p44 1 / Oleksander Lytvynenko for p44 2 and p48 rabbit / Seregraff for p44 3 / IB Photography for p48 pen / Eric Isselee for p48 panda / WitR for p48 Pyramids / Zynatis for p48 playground / Gelpi for p50 child and p66 Seleem / Ebtikar for p50 adult / michaelung for p50 teenager / Marco Maggesi for p51 1 / Jiri Vaclavek for p51 2 / SIMON SHIM for p51 3 and p57 Science / Artur Synenko for p51 4 / Dionisvera for p59 and p75 carrot / Spavder pauk\_79 for p59 and p75 tomato / ninoninos for p59 and p75 lettuce / Kovaleva\_Ka for p59 and p75 corn / DUSAN ZIDAR for p59 and p75 saiad / Lepas for p59 and p60 cucumber / xpixel for p60 candy / ULKASTUDIO for p60 tomato / Oleksiy Mark for p60 cola / Sezervadigar for p60 water / Chamrasamee for p61 eating / HTeam for p61 baby / alexander zweiger for p61 toilet / dragi52 for p61 stroking cat / Aaron Amat for p61 coughing / Akugasahagy for p62 cloud / Brian A Jackson for p62 rain / Evgeny Atamanenko for p62 puddle / eFesenko for p64 Nile / 3D Vector for p64 1 / Kharkhan Oleg for p64 2 / Hintau Aliaksei for p64 3 / Blanscape for p64 5 / AlenKadr for p64 6 / PASSE for p65 cows / pixelheadphoto digitalskillet for p66 and p75 sisters / cynoclub for p66 duck / Julian Rovagnati for p66 salad / PIXbank CZ for p75 cucumber / Monkey Business Images for p75 wash hands / JIANG HONGYAN for p90 rabbit / Happy Together for p90 hand / irin-k for p90 bee / didesign for p90 mouth

Commissioned photography by Emad Allam

**Illustrators:** Ilias Arahovitis (Beehive Illustration), Henrique Brum (Beehive Illustration), Fiona Galloway (Beehive Illustration), Gary Joynes (Beehive Illustration), Adam Linley (Beehive Illustration), John Lund (Beehive Illustration), Faye Robson (Beehive Illustration)

Every effort has been made to trace the copyright holders and we apologize in advance for any unintentional omissions. We would be pleased to insert the appropriate acknowledgement in any subsequent edition of this publication.

*Connect Plus* is a new and innovative course specially designed for learning based on life skills and citizenship education.

- Exciting stories, catchy songs and motivating craft activities
- Engaging characters that children will identify with
- Pre-emergent reading and writing skills including phonics
- A syllabus for learning new age-appropriate skills for home and school
- An emphasis on values for young learners

*Connect Plus* has been designed in alignment with the curriculum framework set by the Ministry's Center for Curriculum and Instructional Materials Development (CCIMD).

*Connect Plus* provides the complete package for learning based on life skills and citizenship education.

Student's Book

Activity Book

Teacher's Guide

Class Audio CD

Flash Cards

Posters

Digital materials available on the Egyptian Knowledge Bank



[www.connectforegypt.com](http://www.connectforegypt.com)

Size 29.7 x 21 cm  
Extent 108 pp  
Color 4/4  
Grammage 240/80 gm

رقم الكتاب